

Texas Lyceum Day 1 Executive Summary

Executive Summary of Texans' Views on the 2020 Democratic Primary, the Economy, Statewide Leaders, and the Most Important Problems Facing the U.S. and Texas

Joe Biden leads the pack of potential Democratic Primary voters with Bernie Sanders running close behind. These two candidates garner a majority of the potential Democratic Primary in Texas as we approach the Iowa Caucuses and the official commencement of the primary season and the 2020 Election. The race for who will take on incumbent U.S. Senator John Cornyn in November is far from settled, with none of the 12 candidates receiving more than 11% of the vote of the Democratic Primary electorate.

Asked whom they might pick if the November Election were held today between President Trump and Joe Biden, Bernie Sanders, Elizabeth Warren, and Pete Buttigieg, respectively, the president holds a lead ranging from 4 to 8 points over each of these potential nominees, with Sanders polling closest to the president among likely 2020 general election voters.

With the impeachment trial in progress, Texas adults were split before the beginning of the trial over whether or not the U.S. Senate should remove the president from office, with large majorities of Republicans saying that the president should remain in office, and large majorities of Democrats saying that he should be removed.

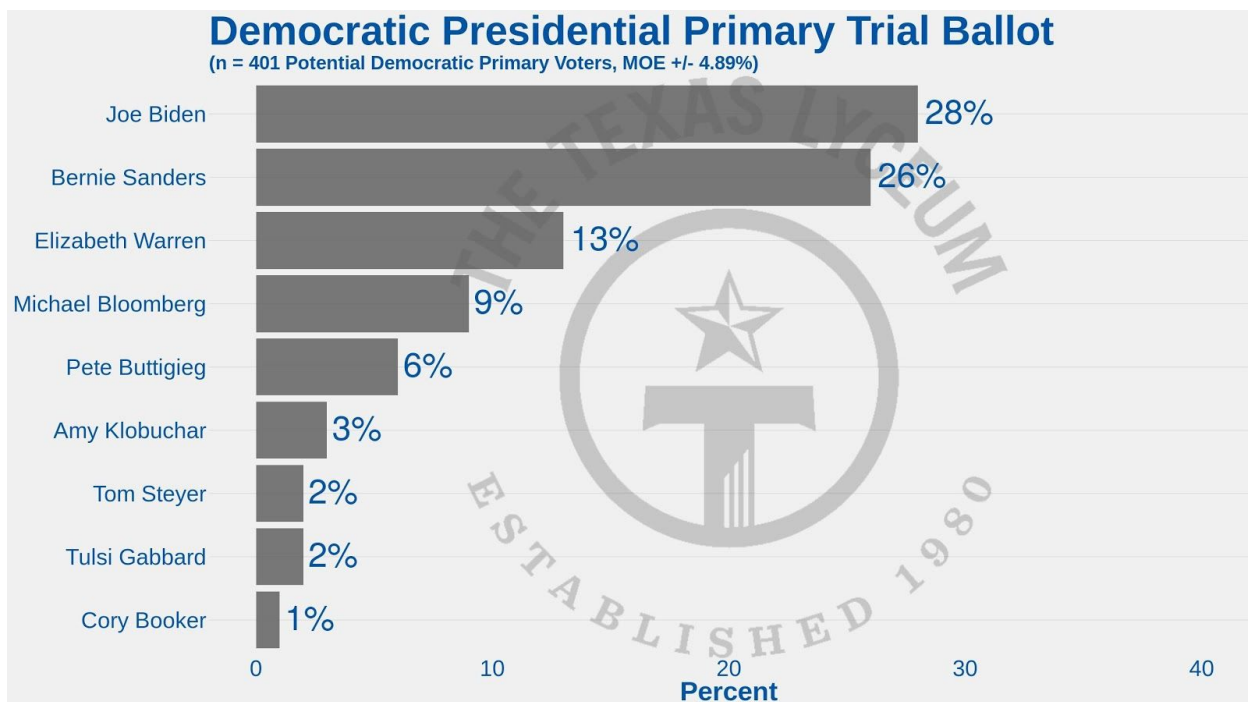
The President's job approval remains under water among Texas adults, with 52% disapproving of his job performance compared to 47% who approve. Governor Greg Abbott fairs better, with 63% approving of his job performance compared to only 34% who disapprove. Finally, Lieutenant Governor Dan Patrick received positive job approval ratings from 55% of Texas adults, with 39% disapproving, and 7% unable to offer an opinion.

On balance, Texans expressed a positive mood towards the state of the economy both nationally and in Texas, if not the overall direction of the country. While pluralities said that the national economy is better off compared to one year ago and the state economy is better off than the rest of the country, a majority of Texans, 59%, said that the country was off on the wrong track, compared to only 41% who say that we're headed in the right direction.

Asked the most important problem facing the country in an open-ended survey item, the plurality of Texans said health care, followed by immigration, the president, the economy, middle east unrest, and political corruption/leadership rounding out the top five. Asked the most important problem facing the state, immigration again topped the list, followed by border security, health care, gun violence, political corruption/leadership, and education rounding out the top-five state issues.

2020 Democratic Primary Elections

In the 2020 Texas Lyceum Poll, former Vice President and U.S. Senator from Delaware Joe Biden leads the pack among potential Democratic Primary Voters in Texas (n=401, margin of error +/-4.89%) with 28% of the vote. He is trailed closely by Vermont Senator Bernie Sanders, who garnered 26% of the potential Democratic Primary vote. After Biden and Sanders, the second wave is led by Massachusetts Senator Elizabeth Warren, who stood at 13%, followed by late entrant and former New York City Mayor Michael Bloomberg at 9% and South Bend Indiana Mayor Pete Buttigieg at 6%. Minnesota Senator Amy Klobuchar (3%), Hawaiian Representative Tulsi Gabbard (2%), businessman Tom Steyer (2%), and New Jersey Senator Cory Booker (1%) - who has since dropped out of the race - round out the candidates receiving support from the potential Democratic electorate in Texas.



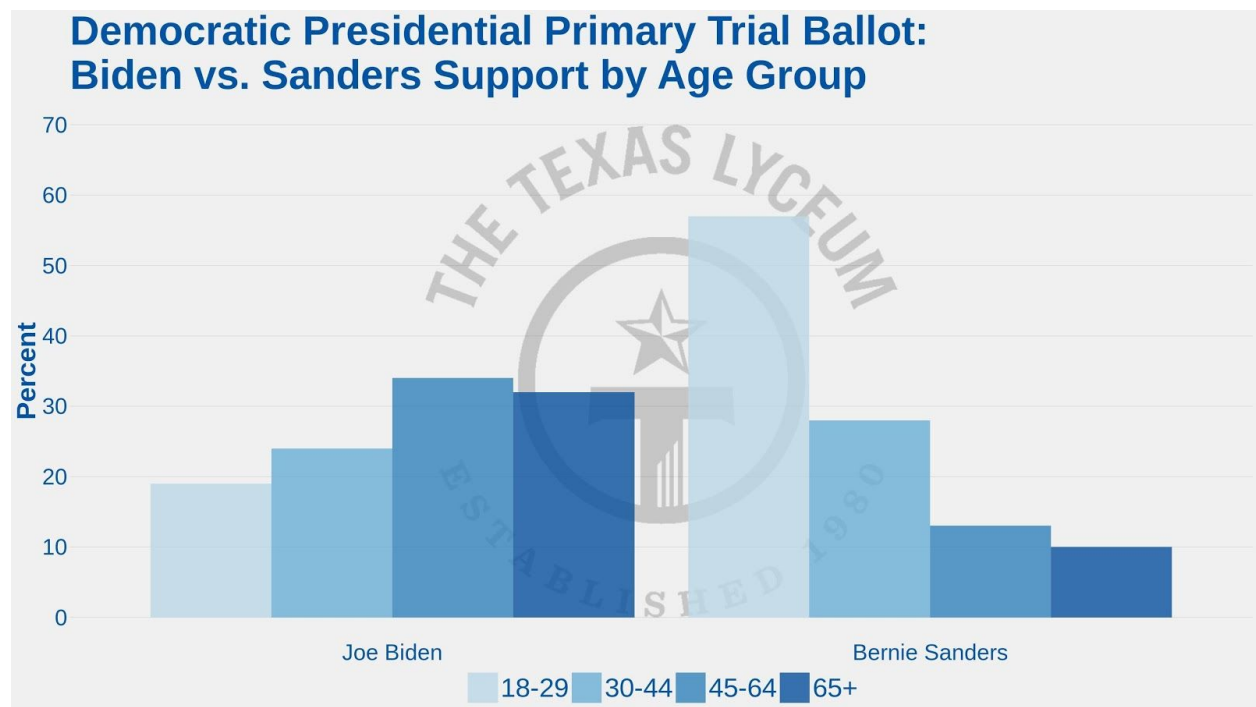
Given the size and ideological breadth of the Democratic field, much attention has been paid to whether some of the more moderate candidate's candidates can appeal to the party's progressive base, and likewise, whether some of the more progressive candidate's might turn off general election voters come November.

In the Lyceum poll, self-described "liberals" were approximately split in their support of Biden and Sanders, with 27% supporting the former and 30% supporting the latter. Among self-described "moderates", Biden is the clear front-runner, selected by 28%, though it does not appear as though this group as a whole is set on picking a moderate candidate given that 32% said that they would be voting for a more progressive candidate in Sanders (18%) or Warren (14%).

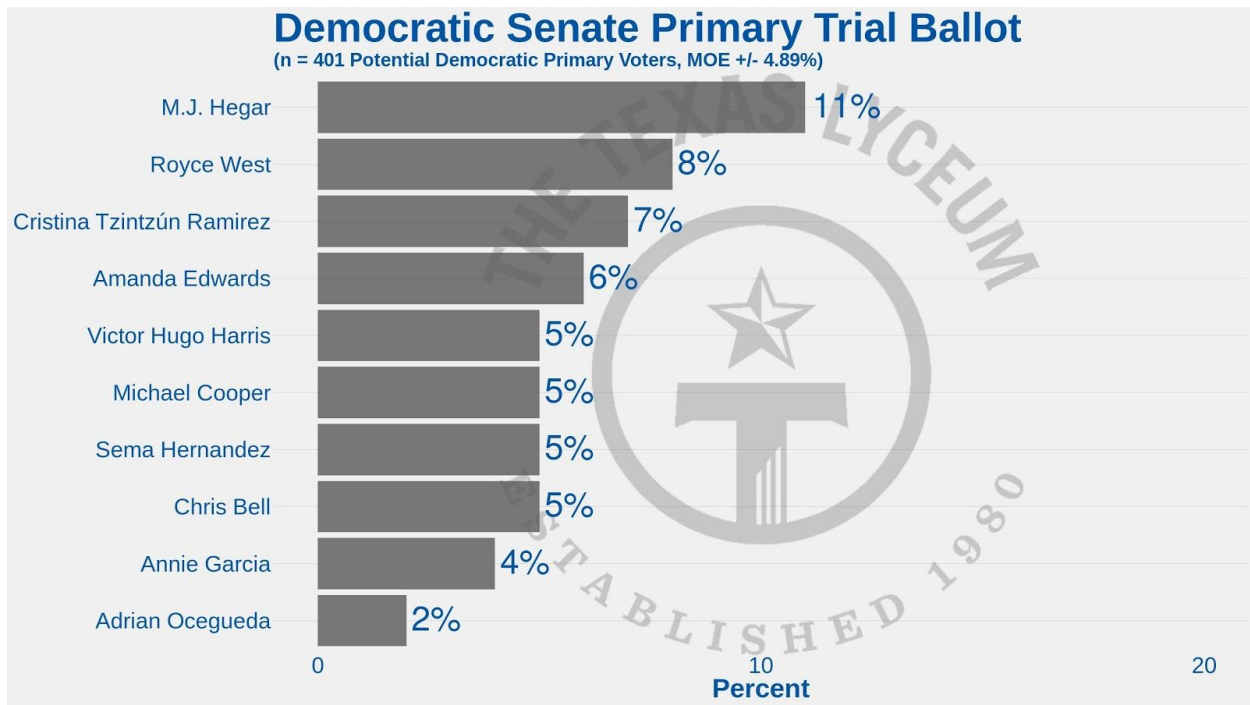
While the campaign has been very active, with 59% of potential Democratic primary voters saying that they are "extremely interested" in the 2020 Elections, there is still plenty of time and space for movement before Super Tuesday. Approximately three-quarters of Biden, Sanders, and Buttigieg supporters say that they "strongly support" their preferred candidate, with the remaining quarter saying that they are only "somewhat supportive." Strong support drops to 64% for Steyer, 62% for Warren, 55% for Klobuchar, and only 35% for Bloomberg.

A persistent story line of the 2020 primary campaign has been Joe Biden's strength with African American voters, and the 2020 Texas Lyceum Poll continues to demonstrate Biden's support among this key voting bloc. Biden is the selection of 39% of African American Democratic Primary voters, with Sanders in second at 24%, and Warren in a distant third at 11%.

Large differences emerge when it comes to age, however. While Biden leads among those over 45 by wide margins, Sanders is the leader among those age 30 to 44, with 18% of their vote, and shows a significant lead among those under 30, where he was the choice of 57% of potential Democratic Primary voters.



In the race for U.S. Senate, most voters (42%) remain undecided in their preference in the multi-candidate primary to take on incumbent Texas Senator John Cornyn. Veteran and 2018 U.S. House Candidate M.J. Hegar leads the pack with 11%, followed by State Senator Royce West of Dallas at 8%, activist Cristina Tzintzún Ramirez at 7%, at-large Houston City Council Member Amanda Edwards rounding out the top-four at 6%.



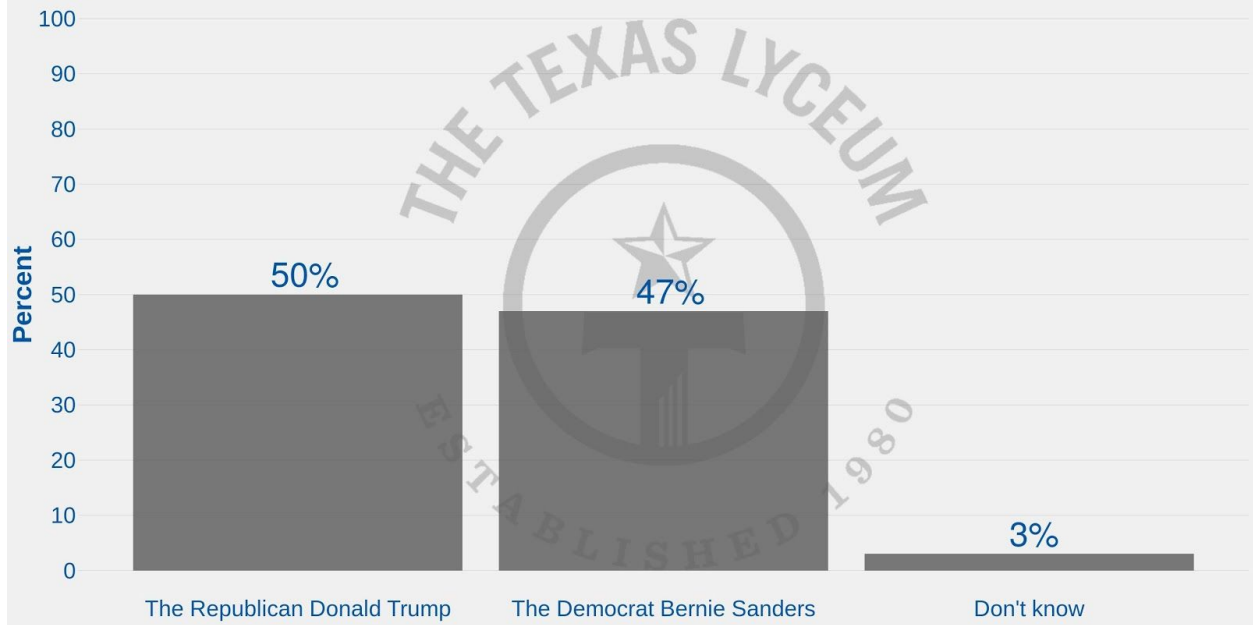
Much like the presidential race, but to an even greater extent, this race should see a large amount of movement, as many voters will be likely to make their decision in the days leading up to the election, if not in the voting booth.

2020 Presidential Election

With the 2020 General Election over 8 months away and a Democratic nominee still to be determined, President Trump remains in front of the top-polling Democratic candidates in Texas among likely 2020 primary voters (n=520, margin of error +/- 4.3%). Trump receives at least 50% of the vote against each of Joe Biden, Bernie Sanders, Elizabeth Warren, and Pete Buttigieg. Among those candidates, Sanders polls the highest in Texas, receiving 47% of the vote compared to the President's 50%. Biden trails Trump by 5-points, 51% to 46%, Warren trails Trump by 8-points, 52% to 44%, and Buttigieg trails Trump by 8-points, 51% to 43%.

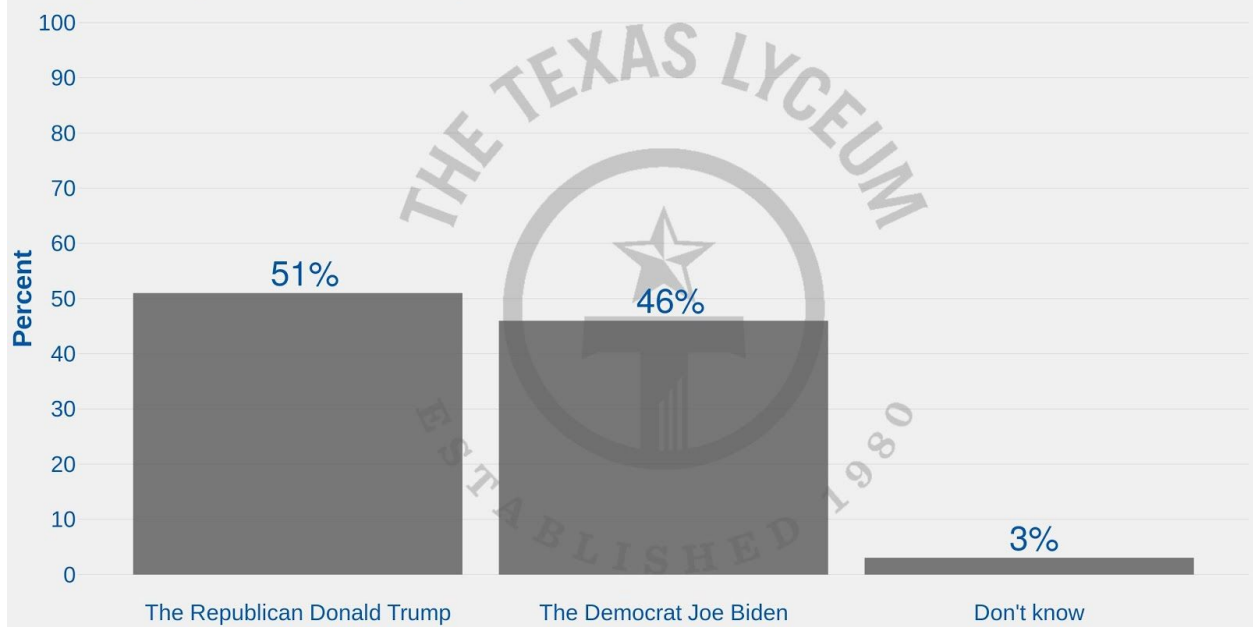
2020 General Election Trial Ballot: Trump vs. Sanders

(n = 520 Likely 2020 Voters, MOE +/- 4.30%)



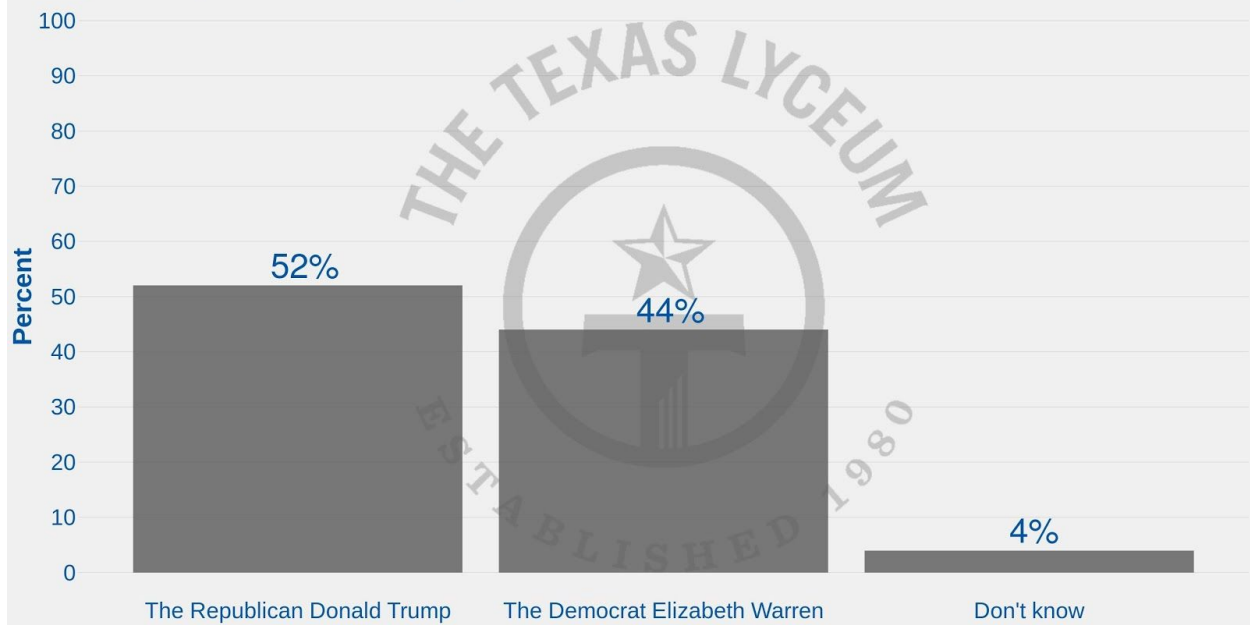
2020 General Election Trial Ballot: Trump vs. Biden

(n = 520 Likely 2020 Voters, MOE +/- 4.30%)



2020 General Election Trial Ballot: Trump vs. Warren

(n = 520 Likely 2020 Voters, MOE +/- 4.30%)



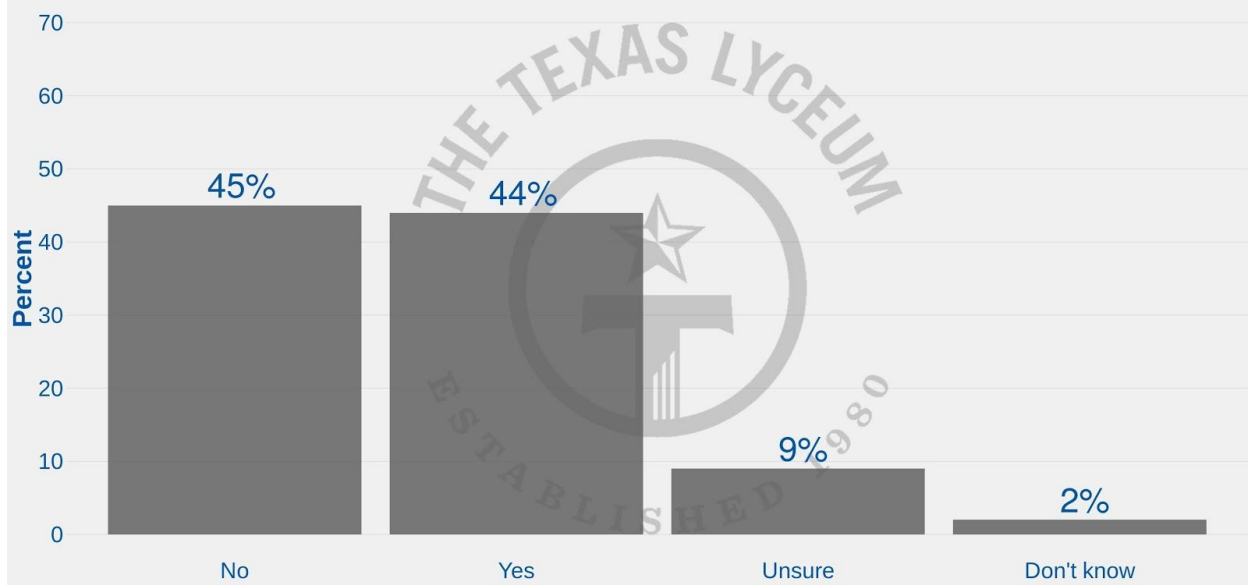
With each candidate polling similarly against the president, one interesting area of divergence is the relative preferences of Texas independents in their preferences of the two, top-polling Democratic candidates: Joe Biden and Bernie Sanders. While independents express a preference for the current president over the former vice president, 57% to 28%, their vote is almost evenly split between the president (41%) and Sanders (44%).

Impeachment

Overall, the Texas Lyceum Poll found Texans split on whether or not the president should be removed from office by the U.S. Senate, based on their current knowledge. Overall, 44% of Texas adults said that the U.S. Senate should remove the president from office, while 45% said that they should not remove him from office. The Texas Lyceum Poll was in the field prior to the commencement of the Senate Trial.

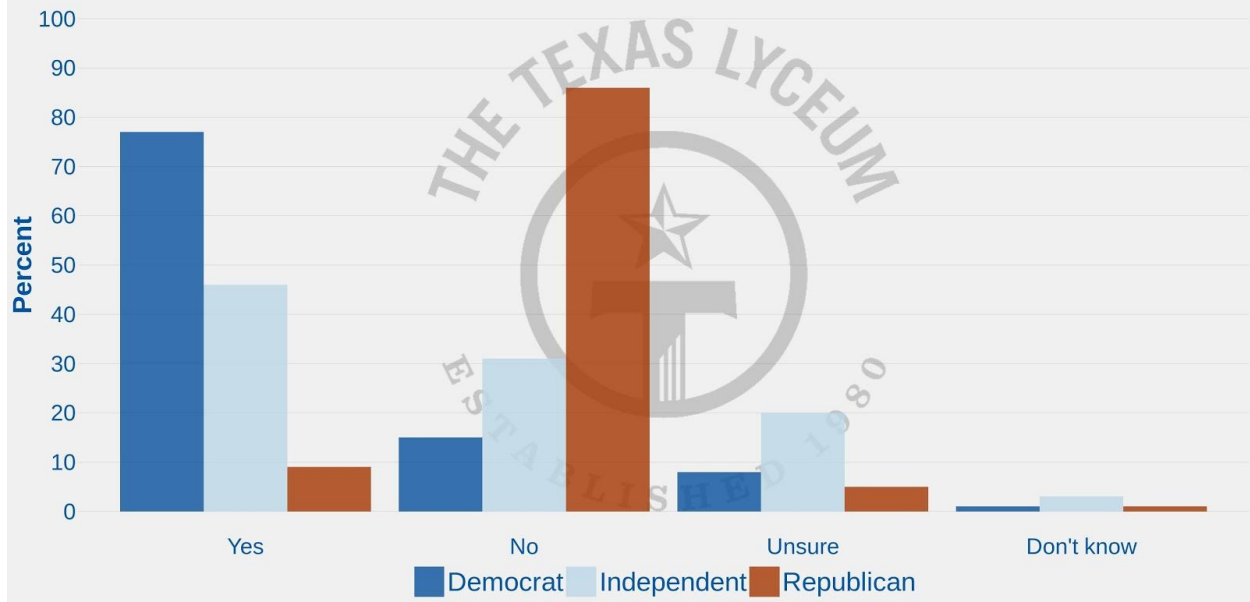
Do you think Donald Trump should be removed from office by the U.S. Senate?

(n = 1200 Texas Adults, MOE +/- 2.89%)



Unsurprisingly, there were sharp partisan differences over the president's fate, with 77% of Democrats saying that the Senate should remove the president from office, and 86% of Republicans saying that the president should not be removed from office. Maybe most importantly in a state increasingly highlighted by national media for its newfound political competitiveness in response to closer than expected elections in 2018, independents were more inclined to say that the president should be removed from office than to say that he shouldn't be, 46% to 31%.

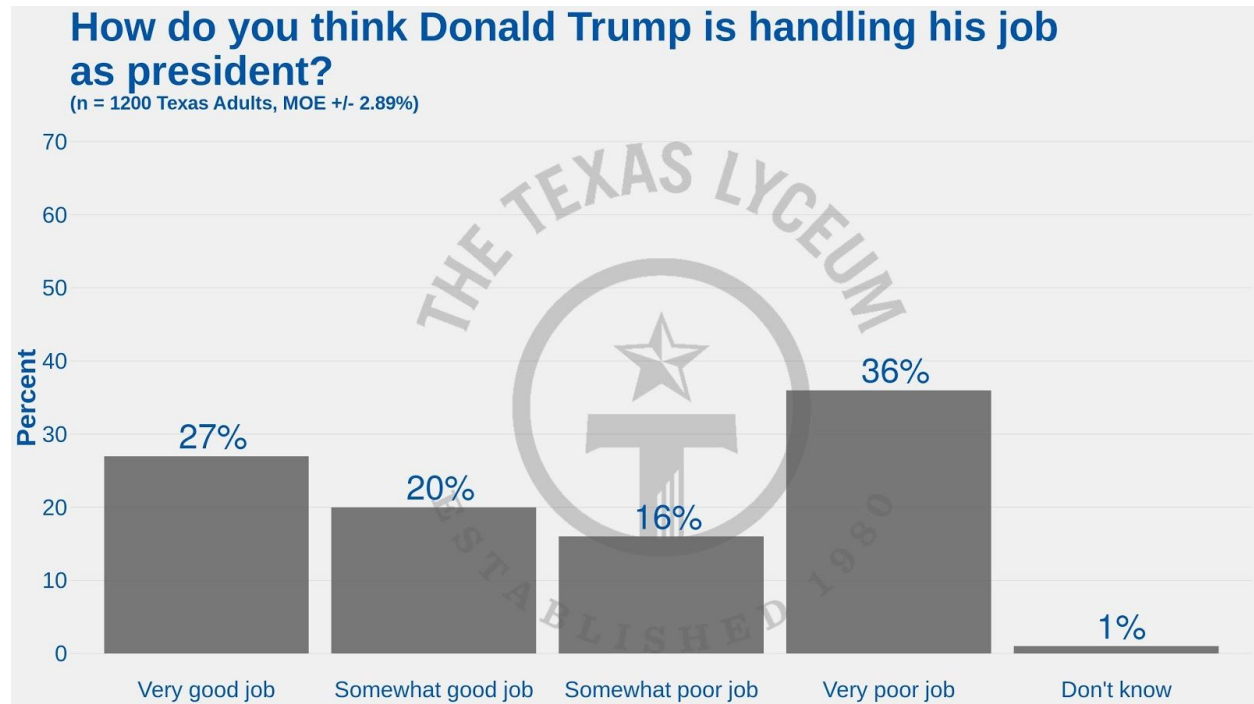
Do you think Donald Trump should be removed from office by the U.S. Senate?



A majority of adults under the age of 30, 54%, said that the president should be removed from office. Those between the ages of 30 and 44 were split (43% to 43%), while a majority of those age 45 to 64 were against removal (52%), with 54% of those over 65 against removal. Sixty-one percent of Anglo Texans said that the president should remain in office, while 54% of Hispanic and 72% of African American Texans said that he should be removed.

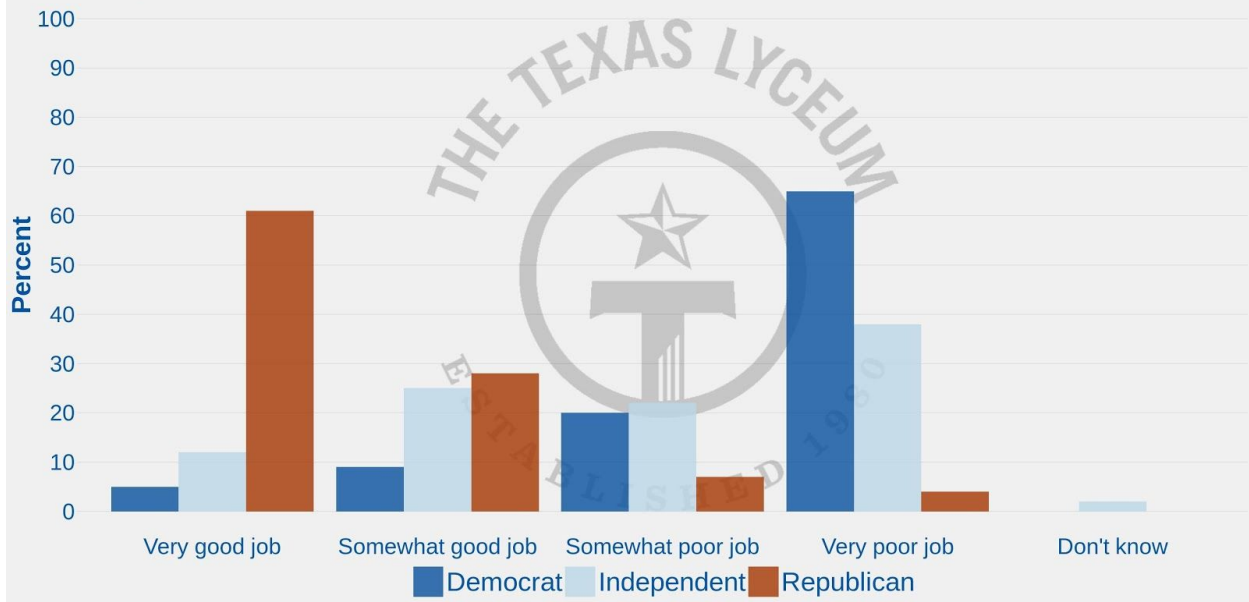
Evaluations of the President and Statewide Leadership

Overall, 47% of Texas adults approve of the job the president is doing, while 52% disapprove. More Texans think the president is doing a “very poor job,” 36%, than think he is doing a “very good job,” 27%.



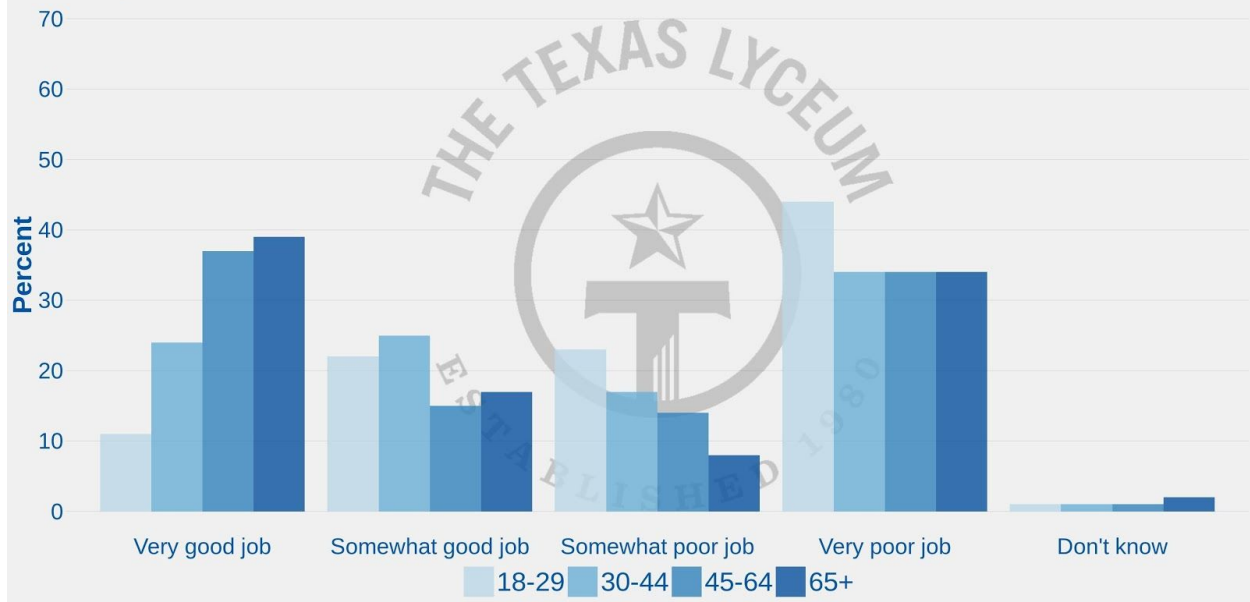
Republicans overwhelmingly approve of the president's job performance, with 89% expressing approval, including 61% of Republicans who say that the president is doing a “very good job.” Among Democrats, 85% say the president is doing a poor job, with 65% saying that he is doing a “very poor job.” Texas' independent voters also rate the president negatively on balance, with 60% giving him negative marks compared to 37% approving of his job performance.

How do you think Donald Trump is handling his job as president?



Again, attitudes towards the president differed significantly based on the age and race of the respondent. Texans under 30 disapproved most of the president's job performance compared to older cohorts, with 67% disapproving and 33% expressing approval. Texans between the ages of 30 and 44 were evenly split, with 49% approving and 51% disapproving. Similarly, Texans between 45 and 64 approve of the president's job performance 52% to 48%, while Texans over the age of 65 express relative approval, with 56% approving and 42% disapproving.

How do you think Donald Trump is handling his job as president?

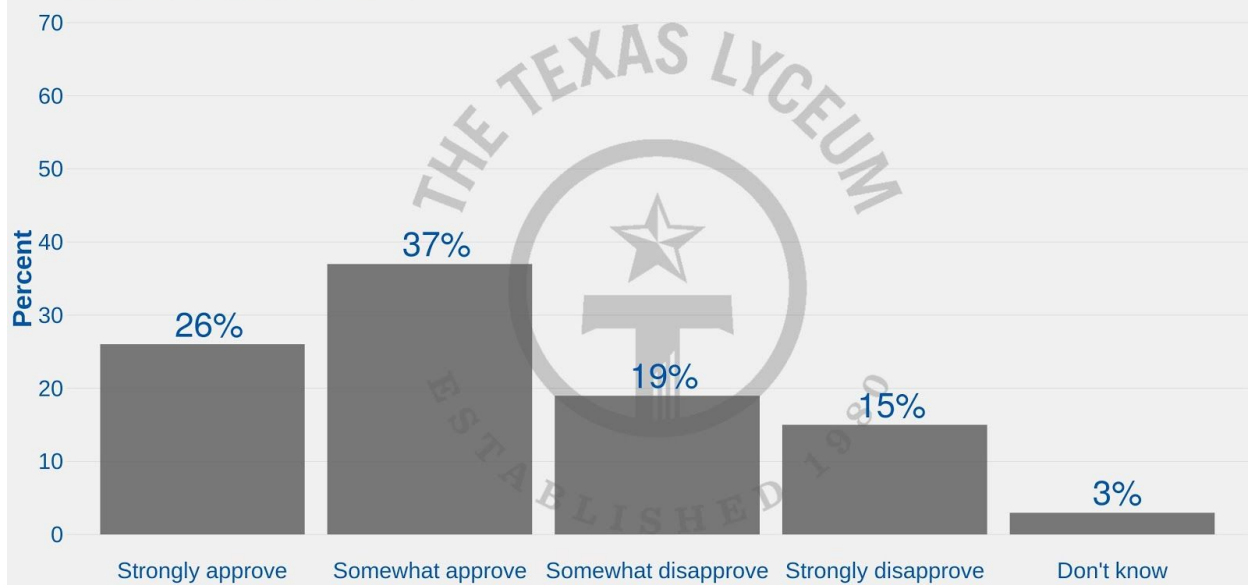


While 62% of Anglo Texans approve of the president's job performance compared to 38% who disapprove, 61% of Hispanic Texans disapprove compared to 36% who approve, along with 76% of African American Texans who disapprove compared to only 21% who approve.

In contrast, Texas Governor Greg Abbott, who will not be on the ballot this November, receives relatively high marks from Texans, with 63% approving of his job performance compared to only 34% who disapprove. This high job approval was marked by overwhelming approval among Republicans (87%) and reasonably high approval among Democrats (43%) given the overwhelmingly role that partisanship plays in current day politics.

Do you approve or disapprove of the job that Greg Abbott is doing as Texas governor?

(n = 1200 Texas Adults, MOE +/- 2.89%)



Abbott also enjoys majority approval among 18 to 29 year olds (55%), 30 to 44 year olds (63%), 45 to 64 year olds (67%), those over the age of 65 (67%), Anglos (72%), African Americans (52%), and Hispanics (60%), as well as 63% of those with and without a college degree, respectively.

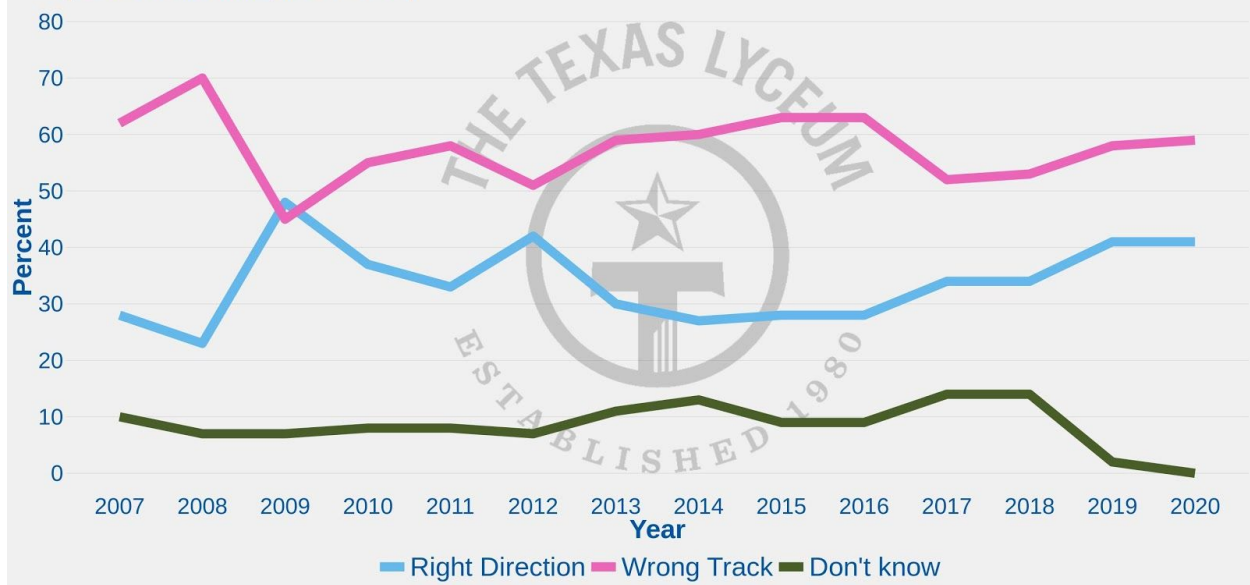
Lieutenant Governor Dan Patrick received positive job approval ratings from 55% of Texas adults, with 39% disapproving, and 7% unable to offer an opinion. Among Republicans, 77% expressed approval, while among Democrats, 37% approve of the Lieutenant Governor's job performance along with 56% who disapprove.

Mood of the State

Overall, 41% of Texans say that the country is moving in the right direction, compared to 59% who say that we're off on the wrong track - statistically unchanged from 2019. This continues a long-running trend in the Lyceum poll, with only one survey since 2007 finding a greater share seeing the country heading in the right direction than the share who say that we're on the wrong track (2009).

Thinking about the country, do you things are moving in the right direction or are we off on the wrong track?

(n = 1200 Texas Adults, MOE +/- 2.89%)

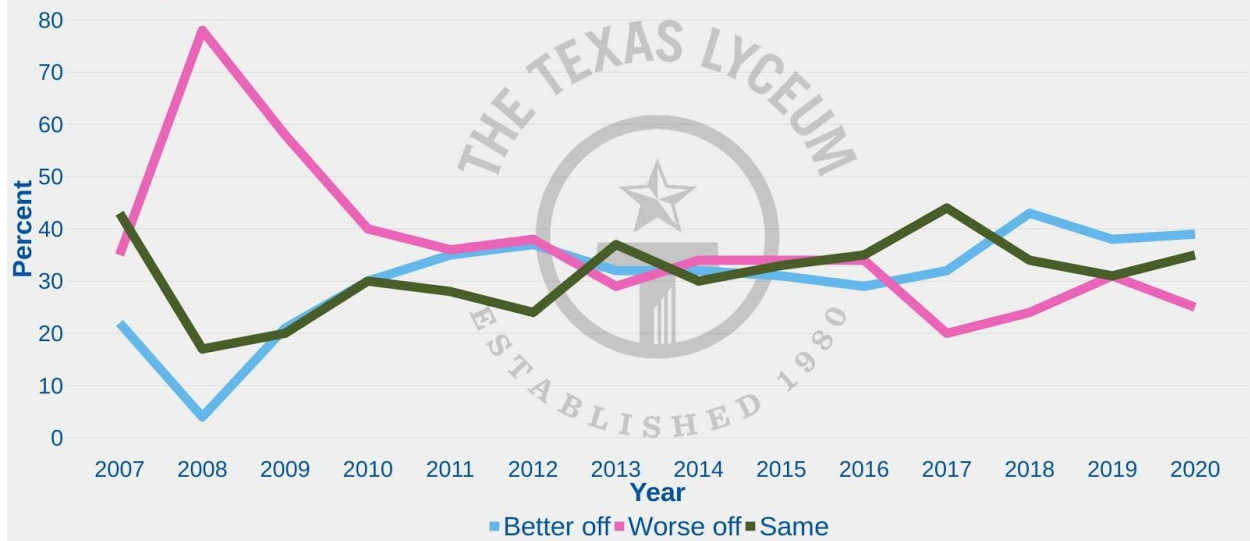


White Texans were evenly divided in their opinions, with 52% saying that the country is headed in the right direction compared to 48% who say that we're off on the wrong track. Non-white Texans express more negative opinions of the direction of the country than their Anglo counterparts, with 65% of Hispanic and 80% of African American Texans saying that the country is on the wrong track. And while nearly three-quarters of Republicans, 72%, say that the country is headed in the right direction, 83% of Democrats say that we're off on the wrong track.

Asked to evaluate the national economy, a plurality of Texas adults say that the country is better off compared to a year ago (39%), with 35% saying that the economy is about the same, and 25% saying that the economy is worse off. This marks the third straight year, and the only three years in the time series, in which more Texans expressed a positive assessment of the economy than either of the other two positions.

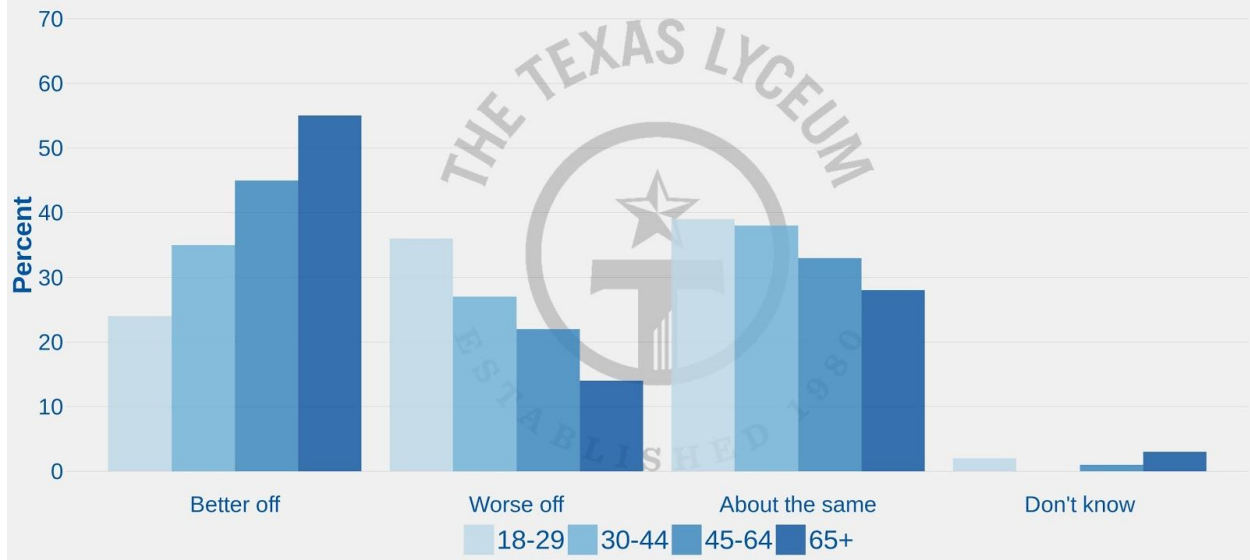
Thinking about the national economy, do you think the country is better off, worse off, or about the same compared to a year ago?

(n = 1200 Texas Adults, MOE +/- 2.89%)



But not surprisingly, attitudes about the national economy depend on partisanship, race, age, and education levels. For example, 74% of Republicans say that the country is better off economically compared to one year ago compared to only 17% of Democrats, among whom 40% say the country is worse off, and 42% say that it is about the same. Only 24% of Texans under 30 say that the country is better off, compared to 35% of those 30 to 44, 45% of those 45 to 64, and 55% of those over the age of 65.

Thinking about the national economy, do you think the country is better off, worse off, or about the same compared to a year ago?



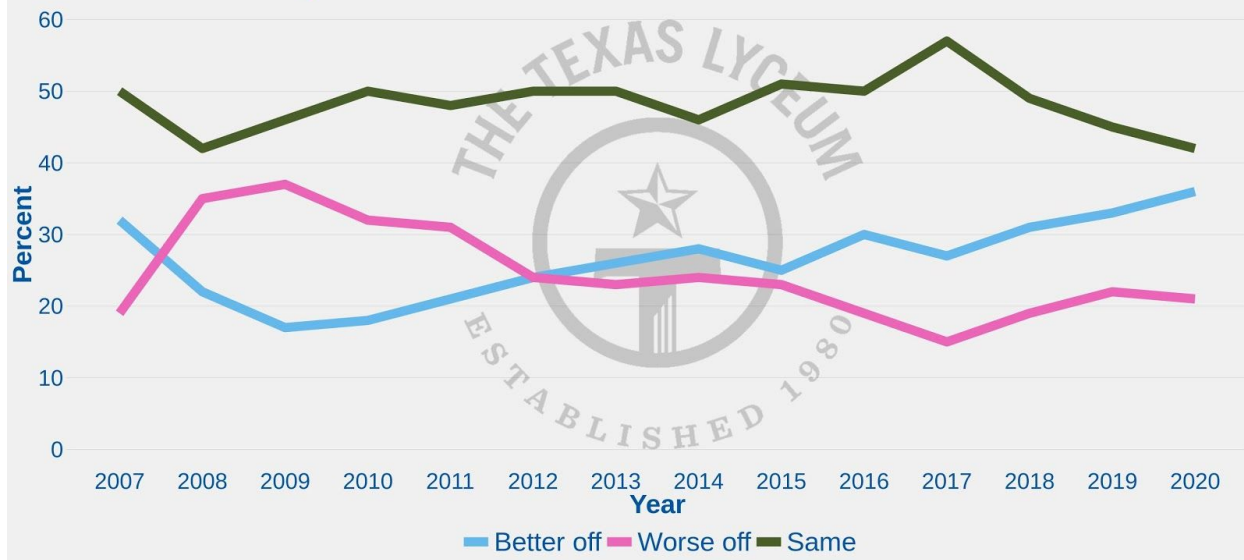
While 53% of Anglo Texans say that the economy is better, only 32% of Hispanic, and 13% of African American Texans agree. And finally, among those with a college education, 45% say that the country is better off economically compared to only 18% who say that it is worse off; among those without a college degree, only 35% say the economy is better compared to 30% who say it is worse.

Asked to evaluate the state's economy compared to the national economy, 49% say that Texas is better off compared to the rest of the country, with 36% saying that things are about the same, and only 14% saying that things are worse here in Texas. This represents a slight uptick from last year's poll, in which 45% said that Texas' economy was better than the rest of the country, 40% said it was about the same, and 15% said that it was worse.

In a familiar pattern, more Anglos said that Texas' economy is doing better than the country's (56%) than did Hispanic (42%) or African American (28%) Texans. Likewise, younger Texans were less impressed with Texas' economic conditions compared to older Texans, with 33% of Texans under 30 compared to 60% of Texans over 65 saying that Texas is better off than the rest of the country.

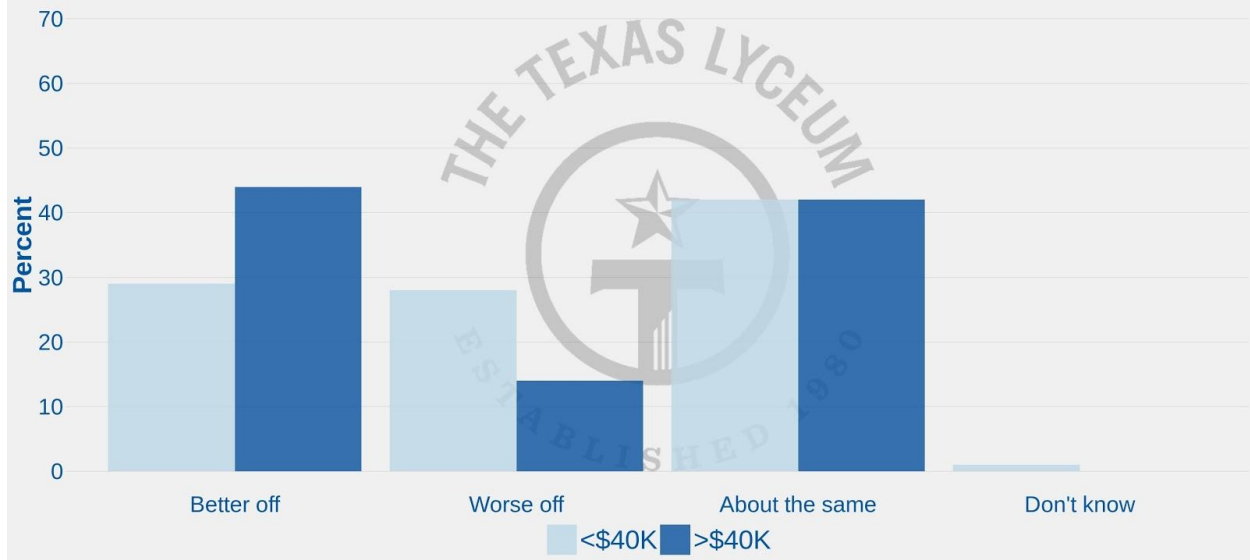
Asked to evaluate their own economic situation, 36% of Texans say that they're better off compared to one year ago, 21% said that they are worse off, and 42% said that things are about the same. This continues a long-running trend in which the plurality of Texans see their economic situation as essentially unchanged, with roughly one-third of Texans seeing gains in their economic fortunes, but it's clear from the trend that the share seeing their economic situations improving has continued to increase while those who see their economic situation as static continues to decline.

What about you? Compared to a year ago, would you say that you are better off, worse off, or about the same economically?



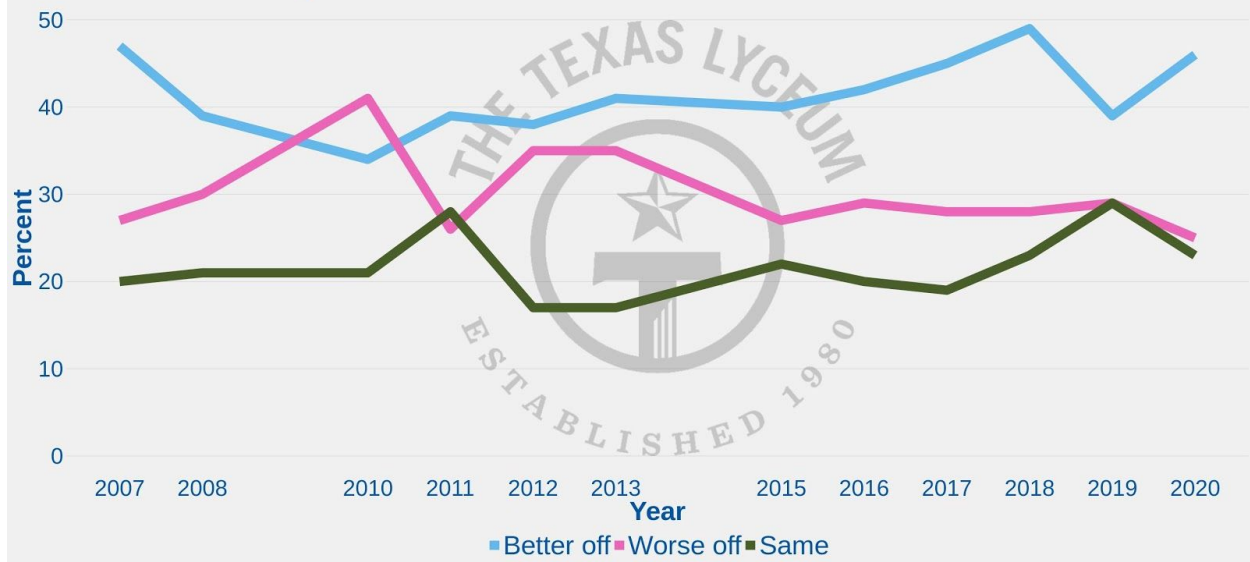
Interestingly, there aren't many notable differences among different sub-populations in their attitudes towards their personal economic situation, save for income groups. Texans making over \$40,000 per year were far more positive than those making less than \$40,000 per year, with 44% of the former and only 29% of the latter saying that they are better off this year compared to one year ago. Unfortunately, while equal shares say that their situation is unchanged (42%) compared to last year, twice as many Texans making less than \$40,000 as those making more than \$40,000 say that their economic situation has deteriorated when compared to last year (28% to 14%).

What about you? Compared to a year ago, would you say that you are better off, worse off, or about the same economically?



Finally, asked to evaluate their children's economic prospects, a plurality (46%) said that they think their children will be better off, a solid uptick from last year's survey in which 39% said the same. Among the remainder, 25% said that they thought their children would be worse off and 23% said that they thought their children's situation would be about the same in the future.

Looking ahead to the future, do you think your children will be better off than you are, worse off, or about the same economically?

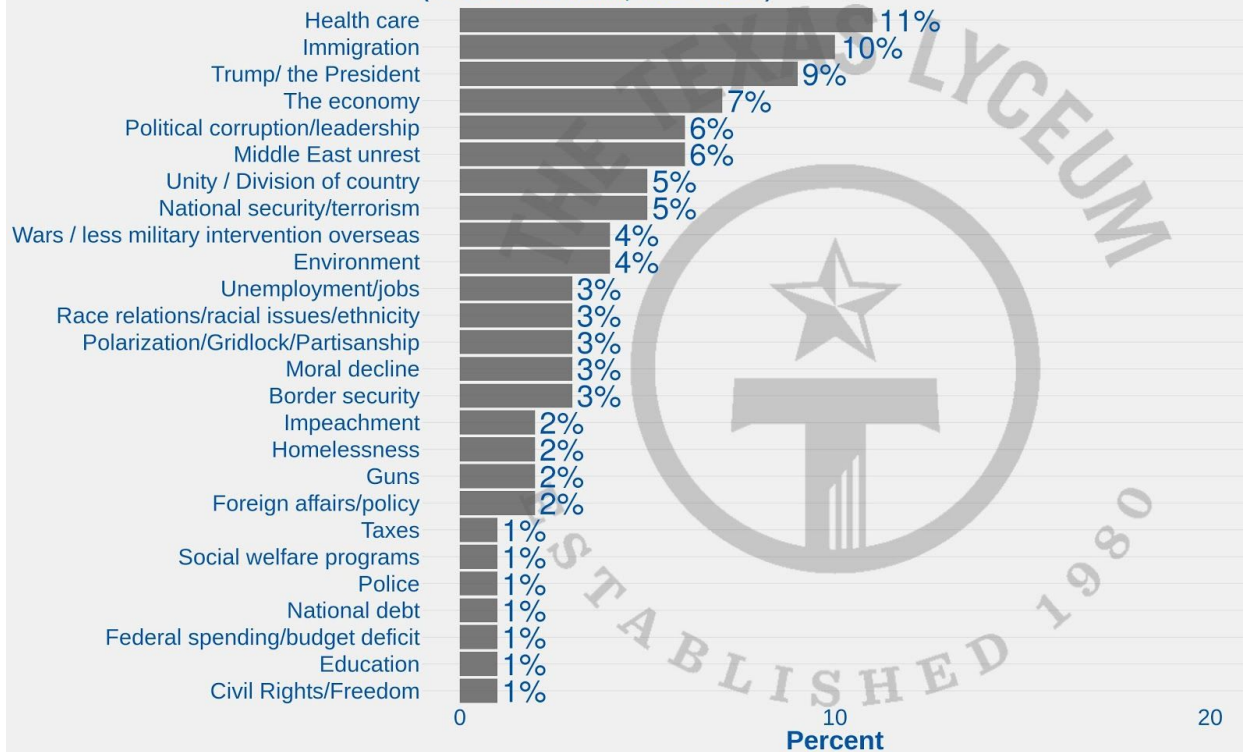


Most Important Problems

Asked to assess the most important problem facing the country, a plurality of Texans said health care (11%) with immigration a close second (9%) followed by the president (9%), the economy (7%), and middle east unrest and political corruption/leadership (6% each) rounding out the top-six responses offered by Texans on this open-ended question.

What do you think is the most important issue facing the country today?

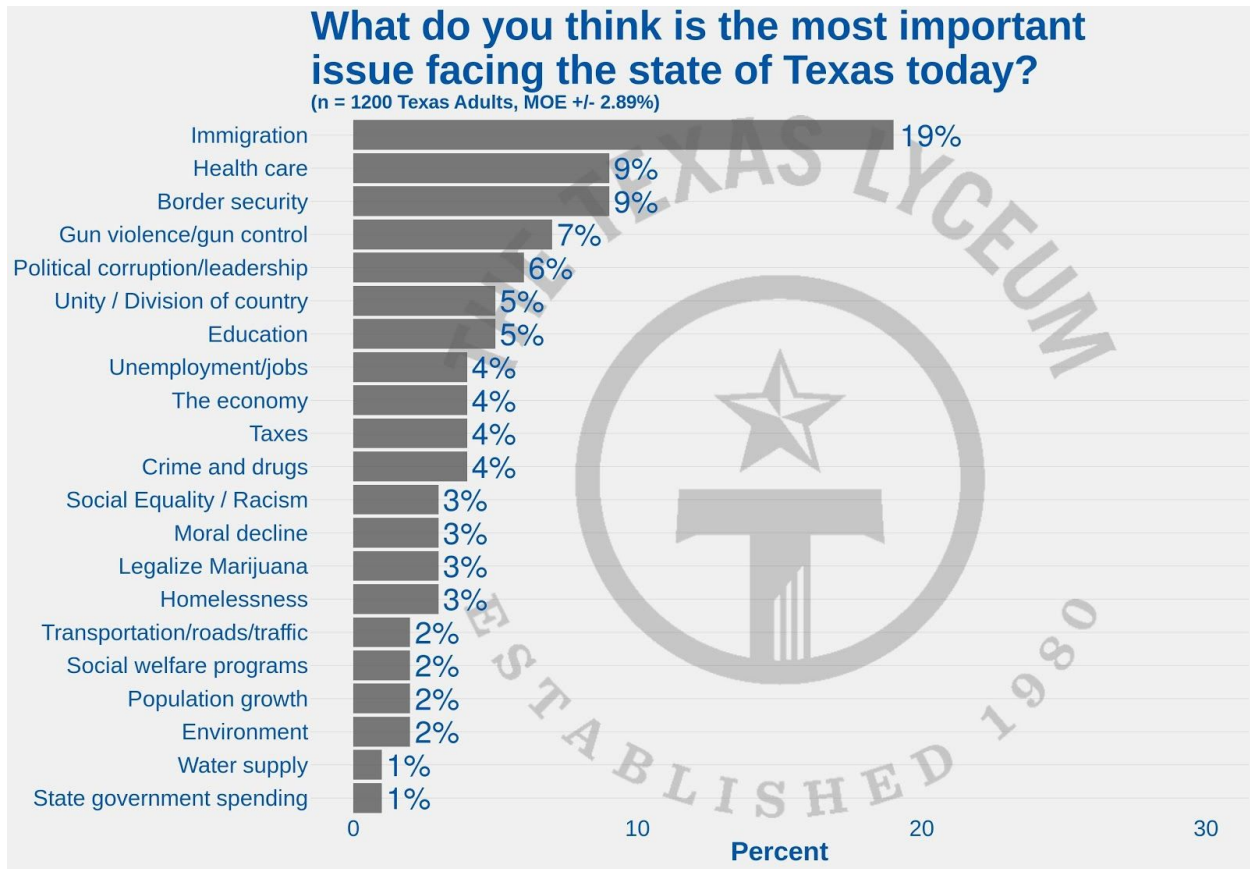
(n = 1200 Texas Adults, MOE +/- 2.89%)



For most of the top issues, save immigration and the president, roughly equal shares of Democrats and Republicans expressed concern. For example, 12% of Democrats said health care was the country's most important problem compared to 9% of Republicans; 8% of Republicans said the economy was the number one issue compared to 6% of Democrats; and 6% of Democrats and Republicans, respectively, said that political corruption/leadership was the country's number one issue. On the remaining issues topping the list, 18% of Republicans compared to only 6% of Democrats said that immigration is the most important issue facing the country, while 16% of Democrats compared to only 2% of Republicans said that the President was the most important problem facing the country.

When asked what is the most important problem facing the state of Texas, immigration and border security top the list yet again, though not at the same magnitude as in recent years. While 28% of Texans say that immigration (19%) or border security (9%) are the most important issues facing Texas, respectively, this represents a slight decline from 2019, in which each issue was again selected as the most important problems by more Texans than any other issue, but to an even greater extent. In 2019, 26% said immigration was the top issue facing the state, with another 11% saying that the state's top issue is border security. Health care was the third most raised issue facing the state, offered by 9% of Texans, followed by gun violence/gun control at 7% (down 4-points from 2019 when Lyceum

Polling occurred in the aftermath of the mass shooting in El Paso), and political corruption/leadership (6%) rounding out the top-five.



Unsurprisingly, the prominence of immigration and border security is driven primarily by Republicans, among whom 30% said immigration (compared to only 12% of Democrats) and 13% said border security (compared to 4% of Democrats).

Methodology

From January 10-19, 2020, The Texas Lyceum conducted a 1000 person telephone survey of adult citizens from the state of Texas. The survey utilized a stratified probability sample design, with respondents being randomly selected at the level of the household and questioned by live interviewers. The survey also employed a randomized cell phone supplement, with 60 percent of completed interviews being conducted among cell phone only or cell phone dominant households. A Spanish-language instrument was developed and bilingual interviewers offered respondents a chance to participate in English or Spanish. On average, respondents completed the interview in 15 minutes. To insure an appropriate sub-sample of unregistered citizens, a supplement of 200 interviews among Texas adults confirmed as unregistered was completed online. This yields a total statewide sample of 1,200 adults, 920 of whom are registered voters according to self-reports. The final data set is weighted by race/ethnicity, age and gender to achieve representativeness as defined by the Texas Department State Health Services 2019 population projections for non-election specific items. For items covering voting preferences in the 2020 Texas primary and general elections, the responses of registered voters are weighted by race/ethnicity, age and gender to achieve representativeness of the state's registered voter population. The overall margin of error for the poll is +/- 2.83 percentage points for the full sample and +/-3.23 percentage points for registered voters, with a larger margin of error for sub-samples.

The Texas Lyceum

The Texas Lyceum has committed to annual probability samples of the state of Texas to bolster its understanding of public opinion on crucial policy issues. The professional rationale for the Texas Lyceum Poll is straightforward: a non-partisan, high quality, scientific survey designed to provide (1) specific data points on issues of interest, and (2) a time series of key demographics, attitudes, and opinions. Towards this end, the trademark of the Texas Lyceum Poll is transparency. Top-line and detailed cross-tabular results of each poll will be made available on the Texas Lyceum website at www.texaslyceum.org.

The Texas Lyceum, now 40 years strong, is a non-profit, non-partisan statewide leadership organization focused on identifying the next generation of Texas leaders. The Texas Lyceum consists of 96 men and women from throughout the state. Directors begin their service while under the age of 46 and have demonstrated leadership in their community and profession, together with a deep commitment to Texas.

The Texas Lyceum acts as a catalyst to bring together diverse opinions and expertise to focus on national and state issues, and seeks to emphasize constructive private sector, public sector, and individual responses to the issues. To accomplish these purposes, the Lyceum conducts periodic public forums, commissions The Texas Lyceum Poll, and convenes programs for the Directors to explore and discuss key economic and social issues of the state and nation.

TEXAS LYCEUM POLL

2020 Texas Statewide Survey

N=1,200 ADULTS

MOE=+/-2.83 PERCENTAGE POINTS (UNLESS OTHERWISE NOTED)

CELL PHONE SUPPLEMENT (n=600)

ONLINE SUPPLEMENT (n=200)

BILINGUAL INSTRUMENT/INTERVIEWERS

January 10-19, 2020

Results may not sum to 100% due to rounding

Hello. We're conducting a survey on behalf of the Texas Lyceum, a nonprofit, non-partisan organization focused on public policy issues affecting Texas and the United States.

May I please speak with the person in your home who is 18 or older and who will be having the next birthday?

IF ASK WHY BIRTHDAY SELECTION: This helps us make sure we represent adults living within a household correctly.

IF NECESSARY: We're interested in your views on several current issues. We would like to include your responses to this survey, which will be kept absolutely confidential, with the responses of several hundred other Texans like you. The survey should take about 18 minutes to complete, depending on your answers.

SECTION I:

GENERAL MOOD AND 2019 ELECTION ITEMS

Q1. Are you registered to vote in the state of Texas?

- | | |
|---------------------------|-----|
| 1. Yes, registered. | 75% |
| 2. No, not registered. | 25 |
| 3. DON'T KNOW/REFUSED/NA. | 0 |

Q2. Generally speaking, would you say that you are extremely interested in politics and public affairs, somewhat interested, not very interested, or not at all interested?

- | | |
|---------------------------|-----|
| 1. Extremely interested. | 34% |
| 2. Somewhat interested. | 41 |
| 3. Not very interested. | 15 |
| 4. Not at all interested. | 11 |
| 5. DON'T KNOW/REFUSED/NA. | 0 |

Q3. Thinking about the country, do you think things are moving in the right direction or are we off on the wrong track?

1. Right direction.	41%
2. Off on the wrong track.	59
3. DON'T KNOW/REFUSED/NA.	0

Q4. What do you think is the most important issue facing the country today? [**OPEN-ENDED, please use pre-codes as applicable**]

1. Health care	11%
2. Immigration	10
3. Trump/ the President	9
4. The economy	7
5. Middle East unrest	6
6. Political corruption/leadership	6
7. Unity / Division of country	5
8. National security/terrorism	5
9. Environment	4
10. Wars / less military intervention overseas	4
11. Unemployment/jobs	3
12. Race relations/racial issues/ethnicity	3
13. Polarization/Gridlock/Partisanship	3
14. Border security	3
15. Moral decline	3
16. Homelessness	2
17. Impeachment	2
18. Guns	2
19. Foreign affairs/policy	2
20. Education	1
21. Social welfare programs	1
22. Federal spending/budget deficit	1
23. National debt	1
24. Taxes	1
25. Police	1
26. Civil Rights/Freedom	1
27. Don't know / No response	1

Q5. What do you think is the most important issue facing the state of Texas today? [OPEN-ENDED, please use pre-codes as applicable]

1. Immigration	19%
2. Border security	9
3. Health care	9
4. Gun violence/gun control	7
5. Political corruption/leadership	6
6. Education	5
7. Unity/Division of the Country	5
8. The economy	4
9. Unemployment/jobs	4
10. Taxes	4
11. Crime and drugs	4
12. Marijuana legalization	3
13. Homelessness	3
14. Social Equality/Racism	3
15. Moral decline	3
16. Social welfare programs	2
17. Transportation/roads/traffic	2
18. Environment	2
19. Population growth	2
20. State government spending	1
21. Water supply	1
22. Don't know / No response	3

Q6. How well do you think Donald Trump is handling his job as president? Is he doing a very good job, somewhat good job, somewhat poor job, or very poor job?

1. Very good job	27%
2. Somewhat good job	20
3. Somewhat poor job	16
4. Very poor job	36
5. DON'T KNOW / REFUSED / NA	1

Q7. Would you say that you approve or disapprove of the job that Greg Abbott is doing as Texas governor? Would that be somewhat or strongly approve/disapprove?

1. Strongly approve	26%
2. Somewhat approve	37
3. Somewhat disapprove	19
4. Strongly disapprove	15
5. DON'T KNOW / REFUSED / NA	3

Q8. Would you say that you approve or disapprove of the job that Dan Patrick is doing as Texas's Lieutenant Governor? Would that be somewhat or strongly approve/disapprove?

1. Strongly approve	18%
2. Somewhat approve	37
3. Somewhat disapprove	23
4. Strongly disapprove	16
5. DON'T KNOW / REFUSED / NA	7

Thinking ahead to the 2020 Elections... [ASK Q9-Q13E ONLY IF Q1 = "1. Yes, registered"]

Q9. How interested are you in the 2020 presidential election? Are you:

(n = 920 Registered Voters, MOE +/- 3.23%)

1. Extremely interested	57%
2. Very interested	28
3. Somewhat interested	11
4. Not at all interested	4
5. Don't know [DON'T READ]	0

Q10. In the presidential primary election in Texas next year, are you more likely to vote in the Democratic or Republican primary election for president, or are you unlikely to participate in either?

(n = 920 Registered Voters, MOE +/- 3.23%)

1. Democratic primary	44%
2. Republican primary	43
3. Neither	9
4. Other/Don't know	4

Q11. [ASK IF Q10 == “1. Democratic primary”] I’m going to read a list of candidates for the 2020 Democratic nomination for president. Please tell me which one you would like to see as the Democratic presidential nominee.
[RANDOMIZE 1-15]

(n = 401 Potential Democratic Primary Voters, MOE +/- 4.89%)

1. Joe Biden	28%
2. Bernie Sanders	26
3. Elizabeth Warren	13
4. Michael Bloomberg	9
5. Pete Buttigieg	6
6. Amy Klobuchar	4
7. Tulsi Gabbard	2
8. Tom Steyer	2
9. Cory Booker	1
10. Michael Bennet	0
11. Julián Castro	0
12. Roque De La Fuente	0
13. John Delaney	0
14. Deval Patrick	0
15. Robby Wells	0
16. Marianne Williamson	0
17. Andrew Yang	0
18. (Other)	0
19. (None of the above)	4
20. (Don’t know)	7

Q11A. [ASK IF Q11 = 1-15] Do you support [INSERT CANDIDATE FROM Q11] strongly, or only somewhat?

(n = 401 Potential Democratic Primary Voters, MOE +/- 4.89%)

1. Strongly support	67%
2. Somewhat support	32
3. (Don’t know)	1

Q12. [ASK IF Q10== "1. Democratic primary"] Now, I'm going to read a list of candidates for the 2020 Democratic nomination for U.S. Senate in Texas. Please tell me which one you would like to see as the Democratic Senate nominee. [RANDOMIZE 1-12]

(n = 401 Potential Democratic Primary Voters, MOE +/- 4.89%)

1. M.J. Hegar	11%
2. Royce West	8
3. Cristina Tzintzún Ramirez	7
4. Amanda Edwards	6
5. Michael Cooper	5
6. Chris Bell	5
7. Victor Hugo Harris	5
8. Sema Hernandez	5
9. Annie Garcia	4
10. Adrian Ocegueda	2
11. Jack Daniel Foster Jr.	0
12. D.R. Hunter	0
13. (Other)	6
14. (None of the above)	17
15. (Don't know)	19

If the 2020 Election were held today...

[Q13A-Q13D were asked of those respondents who both indicated that they are registered to vote in Q1 and that they are “Extremely interested” in the 2020 presidential election in Q9.] [RANDOMIZE Q13A-Q13D]

Q13A. How would you vote if the candidates were...[RANDOMIZE 1-2]

(n = 520 Likely 2020 Voters, MOE +/- 4.3%)

- | | |
|--------------------------------|-----|
| 1. The Republican Donald Trump | 51% |
| 2. The Democrat Joe Biden | 46 |
| 3. Don't know | 3 |

Q13B. How would you vote if the candidates were...[RANDOMIZE 1-2]

(n = 520 Likely 2020 Voters, MOE +/- 4.3%)

- | | |
|----------------------------------|-----|
| 1. The Republican Donald Trump | 50% |
| 2. The Democrat Elizabeth Warren | 43 |
| 3. Don't know | 7 |

Q13C. How would you vote if the candidates were...[RANDOMIZE 1-2]

(n = 520 Likely 2020 Voters, MOE +/- 4.3%)

- | | |
|--------------------------------|-----|
| 1. The Republican Donald Trump | 50% |
| 2. The Democrat Bernie Sanders | 47 |
| 3. Don't know | 3 |

Q13D. How would you vote if the candidates were...[RANDOMIZE 1-2]

(n = 520 Likely 2020 Voters, MOE +/- 4.3%)

- | | |
|--------------------------------|-----|
| 1. The Republican Donald Trump | 51% |
| 2. The Democrat Pete Buttigieg | 43 |
| 3. Don't know | 6 |

Turning to impeachment...

Q14. Based on what you know, do you think that Donald Trump should be removed from office by the United States Senate?

- | | |
|--------------------------|-----|
| 1. Yes | 44% |
| 2. No | 45 |
| 3. Unsure | 9 |
| 4. Don't know/No opinion | 2 |

SECTION II:

PERSONAL ECONOMIC PERCEPTIONS

Q15. Thinking about the national economy, do you think the country is better off, worse off, or about the same compared to a year ago?

1. Better off.	39%
2. Worse off.	25
3. About the same.	35
4. DON'T KNOW/REFUSED/NA.	1

Q16. Do you think Texas's economy is better off, worse off, or about the same as the rest of the country?

1. Better off	49%
2. Worse off	14
3. About the same	36
4. DON'T KNOW / REFUSED / NA	2

Q17. Now thinking about you and your family's economic situation, would you say that you are better off, worse off, or about the same economically compared to a year ago?

1. Better off.	36%
2. Worse off.	21
3. About the same.	42
4. DON'T KNOW/REFUSED/NA.	1

Q18. Looking ahead to the future, do you think your children will be better off than you are, worse off, or about the same economically?

1. Better off	46%
2. Worse off	25
3. About the same	23
4. DON'T KNOW / REFUSED / NA	5